

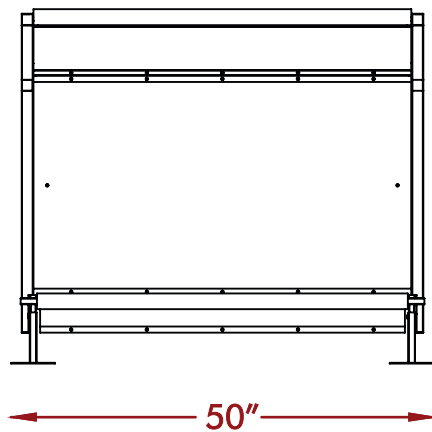
Note: Images are approximate; dimensions have been rounded to the nearest whole number.



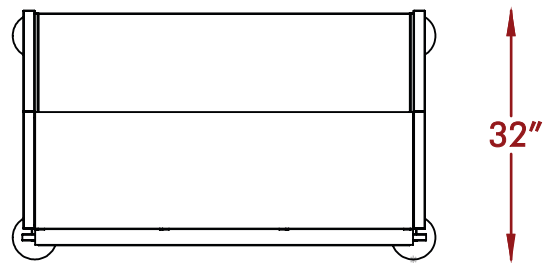
Straight Segment

ALL DIMENSIONS ARE IN INCHES. THE INFORMATION CONTAINED WITHIN THIS DOCUMENT IS THE SOLE PROPERTY OF THE PORTABLE BAR COMPANY.
ANY REPRODUCTION IN PART OR AS A WHOLE WITHOUT THE WRITTEN PERMISSION OF THE PORTABLE BAR COMPANY IS PROHIBITED.

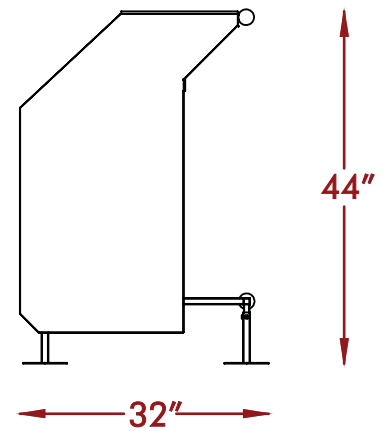
Front View



Top View



Side View



Note: Images are approximate; dimensions have been rounded to the nearest whole number.



Straight Segment

ALL DIMENSIONS ARE IN INCHES. THE INFORMATION CONTAINED WITHIN THIS DOCUMENT IS THE SOLE PROPERTY OF THE PORTABLE BAR COMPANY. ANY REPRODUCTION IN PART OR AS A WHOLE WITHOUT THE WRITTEN PERMISSION OF THE PORTABLE BAR COMPANY IS PROHIBITED.

Acrylic Counter

47"

15"

47"

19"

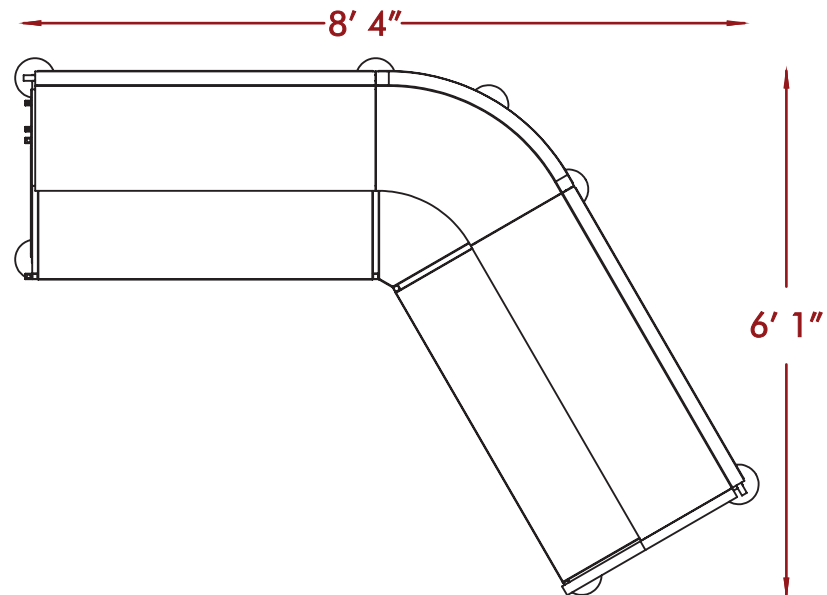
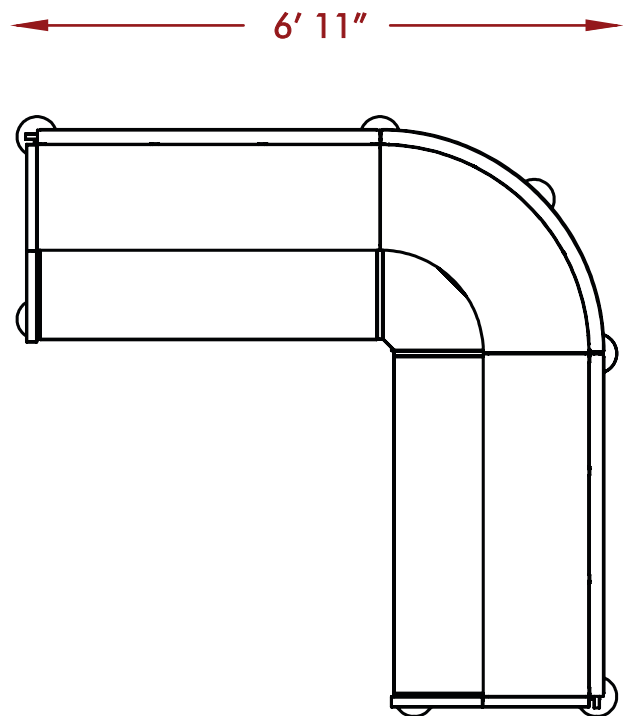
Stainless Steel Work Surface

Note: Images are approximate; dimensions have been rounded to the nearest whole number.



Straight Segment

ALL DIMENSIONS ARE IN INCHES. THE INFORMATION CONTAINED WITHIN THIS DOCUMENT IS THE SOLE PROPERTY OF THE PORTABLE BAR COMPANY.
ANY REPRODUCTION IN PART OR AS A WHOLE WITHOUT THE WRITTEN PERMISSION OF THE PORTABLE BAR COMPANY IS PROHIBITED.



Note: Images are approximate; dimensions have been rounded to the nearest whole number.



Straight Segment