







FOLDING BAR COMPARISON GUIDE

CALL US TODAY 877-959-4682

SEND YOUR EMAIL TO sales@theportablebarcompany.com

theportablebarcompany.com

<p>All models shown are available with black or white frames.</p> <p>Starting price comes with white acrylic panels</p>	Professional Bar Curved Counter	Professional Portable Bar	Standard Portable Bar	Compact Bar
				
	STARTING FROM \$2,599	STARTING FROM \$2,429	STARTING FROM \$1,829	STARTING FROM \$1,169
Frame Finish	White or Black Powder Coated Frame	White or Black Powder Coated Frame	White or Black Powder Coated Frame	White or Black Powder Coated Frame
Included Panel	White Acrylic	White Acrylic	White Acrylic	White Acrylic
Includes	Cup Rack, Paper Towel Stand, and Knife Holder, Folding Shelf, 2 Ice Bins, 2 Cutting Boards, Speed Rail, and Hidden Casters	Cup Rack, Towel Holder, Paper Towel Stand, and Knife Holder, Folding Shelf, 2 Ice Bins, 2 Cutting Boards, Speed Rail, and Hidden Casters	Folding Shelf, 2 Ice Bins, 2 Cutting Boards, Speed Rail, and Hidden Casters	1 Ice Bin, 1 Cutting Board, Speed Rail, and Hidden Casters
Bottom Storage	Lifted Storage	Lifted Storage	Open storage space	Lifted Storage
LED Lights	Available Upgrade	Available Upgrade	Available Upgrade	Available Upgrade
Custom Graphics	Available Upgrade	Available Upgrade	Available Upgrade	Available Upgrade
Laminated Panels	Available Upgrade	Available Upgrade	Available Upgrade	Available Upgrade
Colored Panels	Available Upgrade	Available Upgrade	Available Upgrade	Available Upgrade
Set Up Time	5 minutes	5 minutes	2 minutes	Less than 2 minutes
Dimensions	84" Wide x 48.5" Tall x 48" Deep	65" Wide x 48.5" Tall x 35.5" Deep	63.5" Wide x 49.5" Tall x 35" Deep	39.5" Wide x 48" Tall x 24.5" Deep
Dimensions When Folded	84" Wide x 60" Tall x 16.5" Deep	66" Wide x 60" Tall x 16.5" Deep	68" Wide x 51.5" Tall x 13" Deep	32.5" Wide x 51" Tall x 7.5" Deep
Weight	290 lbs	270 lbs	170 lbs	70 lbs
Caster Size	3"	3"	3"	3"
Signage Area (TOP)		1343 in ²	1089 in ²	439 in ²
Signage Area (SIDE)	1435 in ² per side , 2870 in ² on both sides	1435 in ² per side , 2870 in ² on both sides	1380 in ² per side, 2760 in ² on both sides	717 in ² per side, 1434 in ² on both sides
Signage Area (FRONT)	3013 in ²	3013 in ²	2775 in ²	1316 in ²

NOTE: Prices may differ from the time of publication of this document. Please refer to theportablebarcompany.com for current prices. This document was last updated November 3, 2021



FOLDING BAR COMPARISON GUIDE

CALL US TODAY 877-959-4682

SEND YOUR EMAIL TO sales@theportablebarcompany.com

theportablebarcompany.com

All models shown come with a Distressed Metal frame.

Starting cost comes with white acrylic unless otherwise noted.

Rustic Professional Bar



Rustic Standard Bar



Rustic Compact Bar



Distressed Portable Bar



STARTING FROM **\$2,519**

STARTING FROM **\$1,929**

STARTING FROM **\$1,169**

STARTING FROM **\$4,899**

Frame Finish	Clear Coat Metal With Unique Distressed Marks	Clear Coat Metal With Unique Distressed Marks	Clear Coat Metal With Unique Distressed Marks	Clear Coat Metal With Unique Distressed Marks
Included Panel	White Acrylic	White Acrylic	White Acrylic	Customizable Laminated Panels
Includes	Cup Rack, Towel Holder, Paper Towel Stand, and Knife Holder, Folding Shelf, 2 Ice Bins, 2 Cutting Boards, Speed Rail, and Hidden Casters	Folding Shelf, 2 Ice Bins, 2 Cutting Boards, Speed Rail, and Hidden Casters	1 Ice Bin, 1 Cutting Board, Speed Rail, and Hidden Casters	1 Stainless Steel Ice Bin, Speed Rail, Heavy-duty 5" plated casters,
Bottom Storage	Lifted Storage	Open storage space	Lifted Storage	Heavy-duty Shelf
LED Lights	Available Upgrade	Available Upgrade	Available Upgrade	Available Upgrade
Custom Graphics	Available Upgrade	Available Upgrade	Available Upgrade	Available Upgrade
Laminated Panels	Available Upgrade	Available Upgrade	Available Upgrade	Included
Colored Panels	Available Upgrade	Available Upgrade	Available Upgrade	-----
Set Up Time	5 minutes	2 minutes	Less than 2 minutes	5 minutes
Dimensions	65" Wide x 48.5" Tall x 35.5" Deep	63.5" Wide x 49.5" Tall x 35" Deep	39.5" Wide x 48" Tall x 24.5" Deep	67" Wide x 48" Tall x 42" Deep
Dimensions When Folded	66" Wide x 60" Tall x 16.5" Deep	68" Wide x 51.5" Tall x 13" Deep	32.5" Wide x 51" Tall x 7.5" Deep	69" Wide x 47" Tall x 29" Deep
Weight	270 lbs	170 lbs	70 lbs	430 lbs
Caster Size	3"	3"	3"	5"
Signage Area (TOP)	1343 in ²	1089 in ²	439 in ²	-----
Signage Area (SIDE)	1435 in ² per side , 2870 in ² on both sides	1380 in ² per side, 2760 in ² on both sides	717 in ² per side, 1434 in ² on both sides	-----
Signage Area (FRONT)	3013 in ²	2775 in ²	1316 in ²	2275 in ²

NOTE: Prices may differ from the time of publication of this document. Please refer to theportablebarcompany.com for current prices. This document was last updated November 3, 2021